



preliminary

Schottky Diode

$$V_{RRM} = 200\text{ V}$$


$$I_{FAV} = 2 \times 35\text{ A}$$

$$V_F = 0.79\text{ V}$$

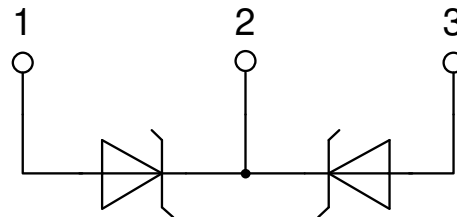
High Performance Schottky Diode
Low Loss and Soft Recovery
Common Cathode

Part number

DSA70C200HB



Backside: cathode



Features / Advantages:

- Very low V_f
- Extremely low switching losses
- Low I_{rm} values
- Improved thermal behaviour
- High reliability circuit operation
- Low voltage peaks for reduced protection circuits
- Low noise switching

Applications:

- Rectifiers in switch mode power supplies (SMPS)
- Free wheeling diode in low voltage converters

Package: TO-247

- Industry standard outline
- RoHS compliant
- Epoxy meets UL 94V-0

Disclaimer Notice

Information furnished is believed to be accurate and reliable. However, users should independently evaluate the suitability of and test each product selected for their own applications. Littelfuse products are not designed for, and may not be used in, all applications. Read complete Disclaimer Notice at www.littelfuse.com/disclaimer-electronics.

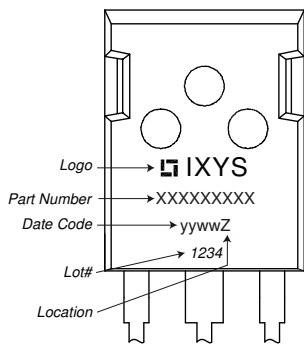


Schottky				Ratings			
Symbol	Definition	Conditions		min.	typ.	max.	Unit
V_{RSM}	max. non-repetitive reverse blocking voltage					200	V
V_{RRM}	max. repetitive reverse blocking voltage					200	V
I_R	reverse current, drain current	$V_R = 200\text{ V}$		$T_{VJ} = 25^\circ\text{C}$		640	μA
		$V_R = 200\text{ V}$		$T_{VJ} = 125^\circ\text{C}$		7	mA
V_F	forward voltage drop	$I_F = 35\text{ A}$		$T_{VJ} = 25^\circ\text{C}$		0.93	V
		$I_F = 70\text{ A}$				1.07	V
		$I_F = 35\text{ A}$		$T_{VJ} = 125^\circ\text{C}$		0.79	V
		$I_F = 70\text{ A}$				0.95	V
I_{FAV}	average forward current	$T_C = 150^\circ\text{C}$		$T_{VJ} = 175^\circ\text{C}$		35	A
		rectangular	$d = 0.5$				
V_{F0}	threshold voltage			$T_{VJ} = 175^\circ\text{C}$		0.55	V
r_F	slope resistance	} for power loss calculation only				4.8	m Ω
R_{thJC}	thermal resistance junction to case					0.7	K/W
R_{thCH}	thermal resistance case to heatsink				0.25		K/W
P_{tot}	total power dissipation			$T_C = 25^\circ\text{C}$		215	W
I_{FSM}	max. forward surge current	$t = 10\text{ ms}; (50\text{ Hz}), \text{ sine}; V_R = 0\text{ V}$		$T_{VJ} = 45^\circ\text{C}$		550	A
C_J	junction capacitance	$V_R = 24\text{ V}$	$f = 1\text{ MHz}$	$T_{VJ} = 25^\circ\text{C}$		261	pF



Package TO-247			Ratings			
Symbol	Definition	Conditions	min.	typ.	max.	Unit
I_{RMS}	RMS current	per terminal ¹⁾			70	A
T_{VJ}	virtual junction temperature		-55		175	°C
T_{op}	operation temperature		-55		150	°C
T_{stg}	storage temperature		-55		150	°C
Weight				6		g
M_D	mounting torque		0.8		1.2	Nm
F_C	mounting force with clip		20		120	N

Product Marking



Part description

- D = Diode
- S = Schottky Diode
- A = low VF
- 70 = Current Rating [A]
- C = Common Cathode
- 200 = Reverse Voltage [V]
- HB = TO-247AD (3)

Ordering	Ordering Number	Marking on Product	Delivery Mode	Quantity	Code No.
Standard	DSA70C200HB	DSA70C200HB	Tube	30	509195

Equivalent Circuits for Simulation

** on die level*

$T_{VJ} = 175^{\circ}C$



Schottky

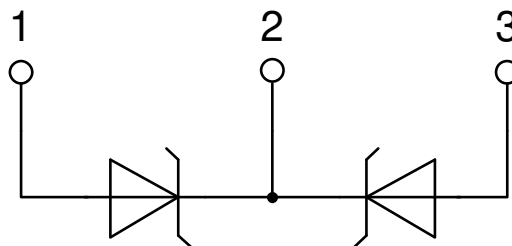
$V_{0\ max}$	threshold voltage	0.55	V
$R_{0\ max}$	slope resistance *	2.2	mΩ



Outlines TO-247



Sym.	Inches		Millimeter	
	min.	max.	min.	max.
A	0.185	0.209	4.70	5.30
A1	0.087	0.102	2.21	2.59
A2	0.059	0.098	1.50	2.49
D	0.819	0.845	20.79	21.45
E	0.610	0.640	15.48	16.24
E2	0.170	0.216	4.31	5.48
e	0.215 BSC		5.46 BSC	
L	0.780	0.800	19.80	20.30
L1	-	0.177	-	4.49
Ø P	0.140	0.144	3.55	3.65
Q	0.212	0.244	5.38	6.19
S	0.242 BSC		6.14 BSC	
b	0.039	0.055	0.99	1.40
b2	0.065	0.094	1.65	2.39
b4	0.102	0.135	2.59	3.43
c	0.015	0.035	0.38	0.89
D1	0.515	-	13.07	-
D2	0.020	0.053	0.51	1.35
E1	0.530	-	13.45	-
Ø P1	-	0.29	-	7.39





Schottky

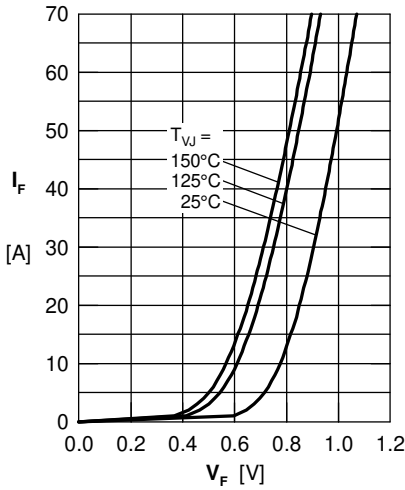


Fig. 1 Maximum forward voltage drop characteristics

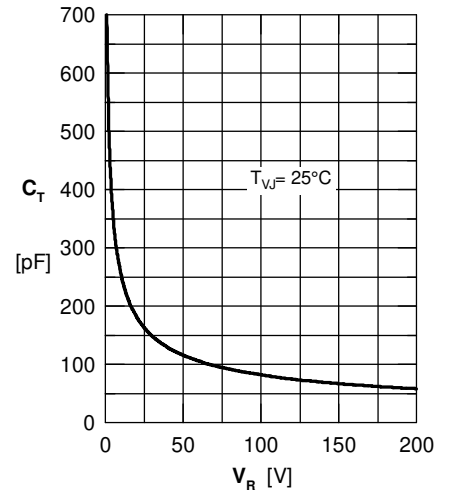


Fig. 3 Typ. junction capacitance C_T vs. reverse voltage V_R

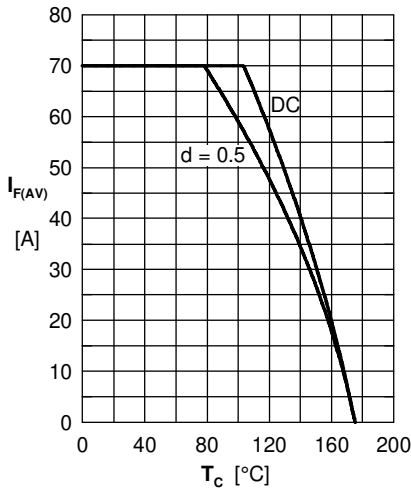


Fig. 4 Avg: forward current $I_{F(AV)}$ vs. case temperature T_C

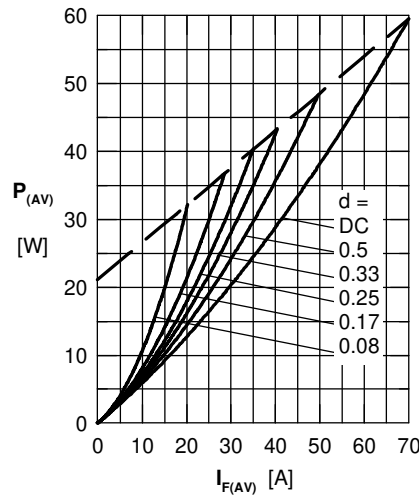


Fig. 5 Forward power loss characteristics

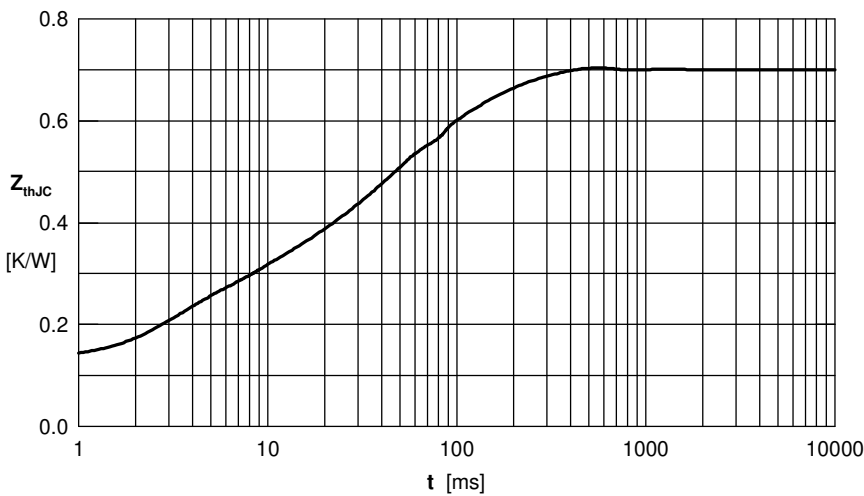


Fig. 6 Transient thermal impedance junction to case